




# ENERG

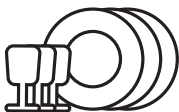


PHILCO 

PDI 1568 DTBIS



**86** kWh /  100



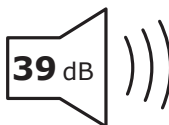
**15** x



**9,0** L



**4:30**



**39** dB

A**B**CD